

POST ROCK PLAZA

MIXED-USE CENTER

ANCHORED BY TRANSFORMATION CHURCH

1,989 SF AVAILABLE
SUITE 105-106

8215 | 8204
8201 | 8211
E. Regal Court

10424 | 10425
10438 | 10462
82nd E. Avenue
TULSA, OK 74133

PRIME LOCATION |
MEMORIAL DRIVE
Approx. 15 Miles from
Downtown Tulsa

CONVENIENT ACCESS
54,000 CPD Memorial Dr.
52,985 CPD Creek Turnpike
Ample Parking
68,696 Population (2025)
\$90,509 AVG HH Income

PostRock PLAZA



Great Clips



TRADE AREA

ALDI | COSTCO | CVS | LIFETIME FITNESS | PETSMART | SPROUTS | TARGET | WARREN CLINIC | HOLIDAY INN EXPRESS | HAMPTON INN | CANES | CHICK FIL A | CHIPOTLE | FREDDYS | FIVE GUYS | IHOP | HIDEAWAY PIZZA | POPEYES

FOR MORE INFORMATION:

Matt Mardis
Principal, Paine & Associates
918-481-5380 ext.13
matt@paine-associates.com

Garrett Mahaney
Partner, Paine & Associates
918-481-5380 ext.11
garrett@paine-associates.com

Brian Paine
Principal, Paine & Associates
918-481-5380 ext.12
brian@paine-associates.com


PAINE
COMMERCIAL REAL ESTATE
paine-associates.com

POST ROCK PLAZA

MIXED-USE CENTER

ANCHORED BY TRANSFORMATION CHURCH

1,989 SF AVAILABLE
SUITE 105-106

FEATURES | AMENITIES

Front and Back Entrances
Front Lobby/Waiting Area
6 Office Spaces
Kitchen/Break Area
2 Restrooms
Parking



OVERVIEW SUITE 105-106

FOR MORE INFORMATION:

Matt Mardis
Principal, Paine & Associates
918-481-5380 ext.13
matt@paine-associates.com

Garrett Mahaney
Partner, Paine & Associates
918-481-5380 ext.11
garrett@paine-associates.com


Brian Paine
Principal, Paine & Associates
918-481-5380 ext.12
brian@paine-associates.com


P A I N E
COMMERCIAL REAL ESTATE
paine-associates.com

POST ROCK PLAZA

MIXED-USE CENTER

ANCHORED BY TRANSFORMATION CHURCH



SITE PLAN SUITE 105-106

FOR MORE INFORMATION:

Matt Mardis
Principal, Paine & Associates
918-481-5380 ext.13
matt@paine-associates.com

Garrett Mahaney
Partner, Paine & Associates
918-481-5380 ext.11
garrett@paine-associates.com

Brian Paine
Principal, Paine & Associates
918-481-5380 ext.12
brian@paine-associates.com



P A I N E

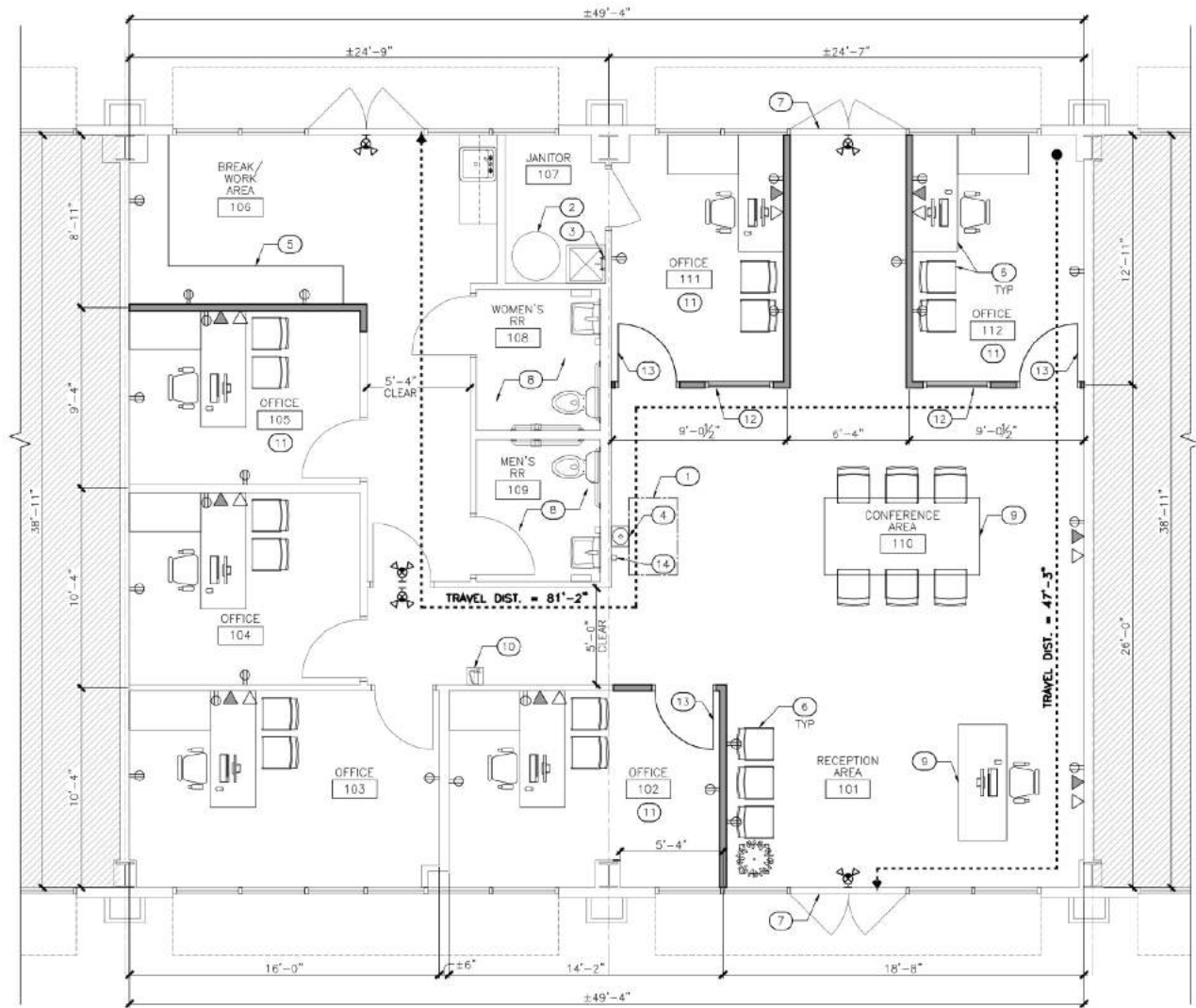
COMMERCIAL REAL ESTATE

paine-associates.com

POST ROCK PLAZA

MIXED-USE CENTER

ANCHORED BY TRANSFORMATION CHURCH



1 TENANT FLOOR PLAN
SCALE: 1/4" = 1'-0"
AREA: 1,989 SF

FLOOR PLAN SUITE 105-106

FOR MORE INFORMATION:

Matt Mardis
Principal, Paine & Associates
918-481-5380 ext.13
matt@paine-associates.com

Garrett Mahaney
Partner, Paine & Associates
918-481-5380 ext.11
garrett@paine-associates.com

Brian Paine
Principal, Paine & Associates
918-481-5380 ext.12
brian@paine-associates.com



POST ROCK PLAZA

MIXED-USE CENTER

ANCHORED BY TRANSFORMATION CHURCH



AERIAL

FOR MORE INFORMATION:

Matt Mardis
Principal, Paine & Associates
918-481-5380 ext.13
matt@paine-associates.com

Garrett Mahaney
Partner, Paine & Associates
918-481-5380 ext.11
garrett@paine-associates.com

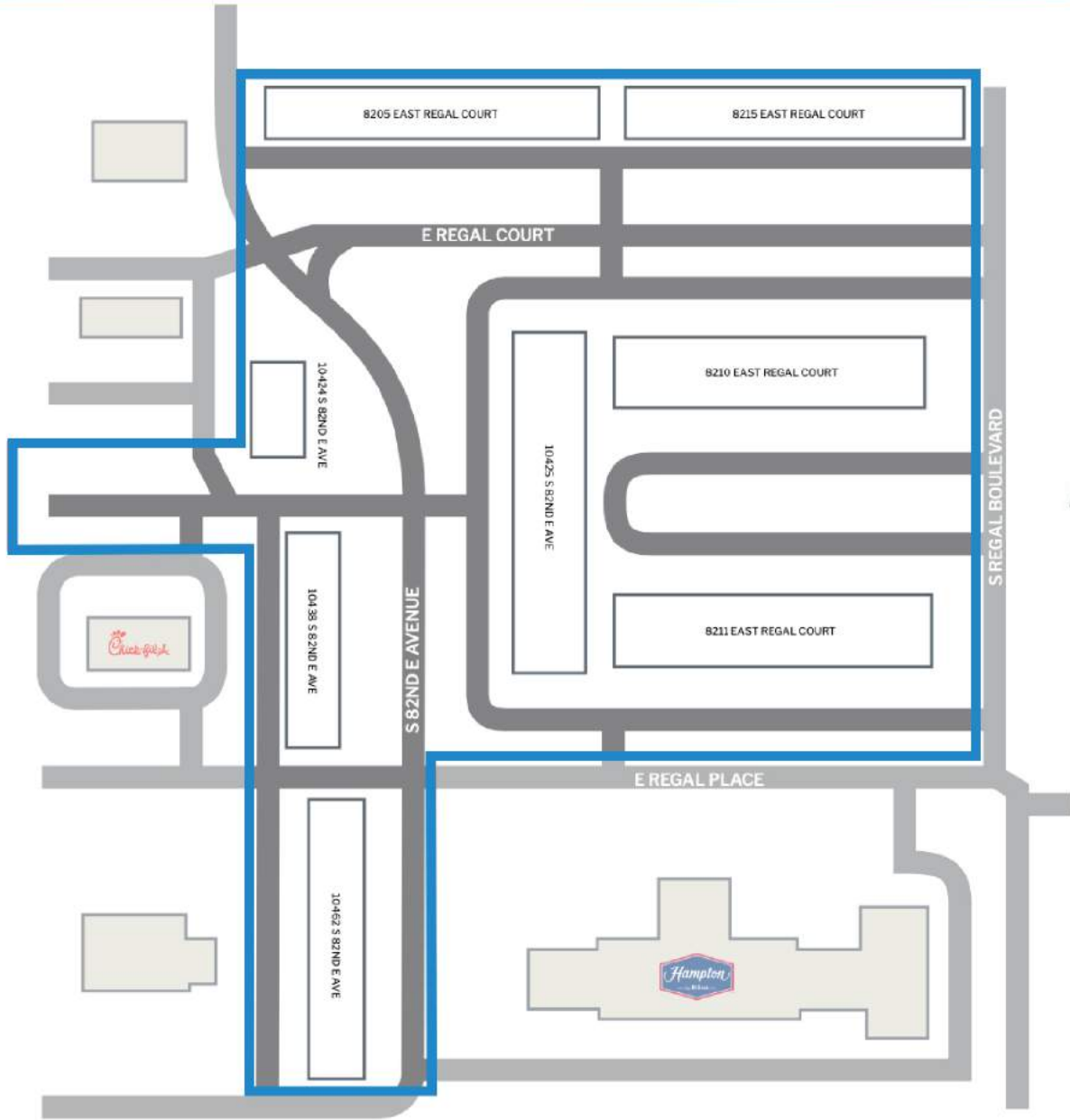
Brian Paine
Principal, Paine & Associates
918-481-5380 ext.12
brian@paine-associates.com


PAINE
COMMERCIAL REAL ESTATE
paine-associates.com

POST ROCK PLAZA

MIXED-USE CENTER

ANCHORED BY TRANSFORMATION CHURCH



SITE PLAN

FOR MORE INFORMATION:

Matt Mardis
Principal, Paine & Associates
918-481-5380 ext.13
matt@paine-associates.com

Garrett Mahaney
Partner, Paine & Associates
918-481-5380 ext.11
garrett@paine-associates.com

Brian Paine
Principal, Paine & Associates
918-481-5380 ext.12
brian@paine-associates.com


P A I N E
COMMERCIAL REAL ESTATE
paine-associates.com